



The "SMS Everywhere" module allows the sending of SMS in the following situations

- from ALL the modules that are enabled to send emails (offers, orders, shipments, invoices) by adding a specific button for sending SMS.
The phone number used is that of the mobile phone of the event manager and / or event guest, in relation to the company connected to the event.
If such contacts do not exist, the company's telephone number is used.
- from the events of the Agenda module

It also allows:


- to send a reminder SMS to the customer or collaborators to whom the event has been assigned
- to automatically send an SMS notification to customers of the event n hours before the event.
The telephone number is calculated with the logic described above
- all using the email templates and the [Substitution Variables](#)


This module does not deal directly with the sending of messages, but requires the use of a [third-party module for the forwarding of SMS](#)

In this manual, the description of everything that follows the operating norms of Dolibarr is omitted, focusing only on the specific functions of the module itself.

1) Module configuration

The following parameters are required:

 Configuration of the SMS Everywhere module [Back to Module list](#)

 Settings About

Configuration page of the SMS Everywhere module

Parameter	Value
Sender ⓘ	RG ENERGIES
Delay before sending (minutes) ⓘ	2
Priority ⓘ	Medium
Automatic SMS delay hours ⓘ	2
Automatic SMS template ⓘ	All

MODIFY

Sender	Contains the sender of the SMS. The value to be assigned depends on the SMS provider used (in principle they should coincide)
Delay before sending	Contains the minutes of delay for sending SMS



Organizzazione Progetti Gestionali

Priority	Contains the priority of the SMS, also in this case, the value takes on different meanings (pricing for example) depending on the provider used
Reminder recipients	Defines whether the reminders (remionder) should be sent to the Third Party or to the internal operators to whom the event has been assigned
International prefix	Allows you to replace in all numbers starting with zero, the initial zeo with the prefix indicated (eg by indicating +33 in the field, 0340xxxxx will become + 33340xxxxx). If you leave the value empty, the replacement will not be carried out.
Automatic SMS advance hours	Contains the hours in advance, compared to the time of the event, for sending the automatic SMS
Automatic SMS Template	Contains the template used for the automatic SMS. The list of templates present for the emails is proposed.


2) Automatic sending of reminders for events in the Agenda

Parameter	Value
Sender ⓘ	RG ENERGIES
Delay before sending (minutes) ⓘ	2
Priority ⓘ	Hight
Reminder recipients ⓘ	Third parts
Country code ⓘ	+39
Automatic SMS advance hours ⓘ	2
Automatic SMS template ⓘ	Testo Per SMS Agenda


In the setup, indicate which model to use and the reminder advance time



3) Manual sending of reminders for events in the Agenda

 Create an automatic reminder SMS notification for this event ☒

Reminder period before the event

5  Minut... ▾

Email templates

Testo Per SMS Age... ▾

 **SAVE**

CANCEL

On the Events page, there is a new Tab. From this it is possible to both send an immediate SMS and create a reminder (as shown in the image)